

CARRIAGE HOUSE STEEL



Springfield panel, Almond/White finish, Somerton windows, Decorative hardware

DOOR FEATURES

Section Joints

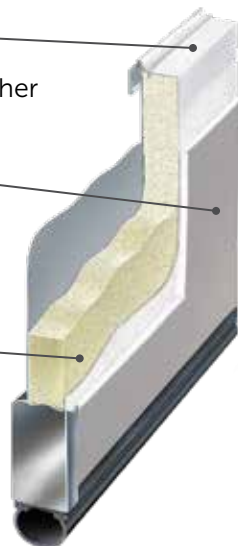
Snug fitting tongue-and-groove section joints reduces wind and weather from entering the garage.

Durable DecaTrim™ II Overlays

These overlay boards are specially treated to resist termites, weather and fungal decay.

Foamed-In-Place Polyurethane Insulation

Provides thermal efficiency with a U-factor* of 0.15 and an R-value** of 12.12, helps block street noise and makes the door operate more quietly.



*U-factor is independently tested and verified per ANSI/DASMA 105 using solid doors and specific product sizes.

**Wayne Dalton uses a calculated door section R-value for our insulated doors.

High Cycle Spring Option

Choose a 25,000 cycle spring for more than twice the life of a standard torsion spring.

Heavy Duty Hinges

Attractive 14-gauge heavy duty hinges provide maximum strength between sections, stability and smoother door operation.

Quiet Rollers

Ball-bearing rollers with nylon wheels and solid steel shafts provide years of smooth, quiet and dependable service.

Wind Load Options



Available with hardware and reinforcements to comply with building codes in regions with high winds.

Limited Lifetime Warranty

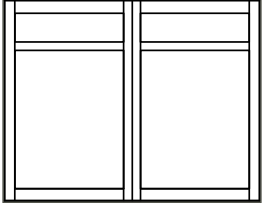


1 Choose Your Style

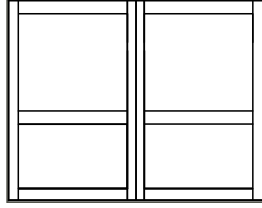
All door top sections are available in arched or square designs.

Double car door designs are equivalent to 2 single-car doors side by side.

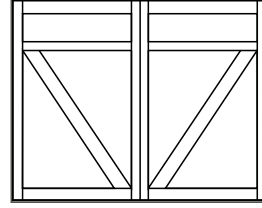
Square Top



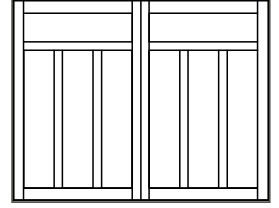
Arlington



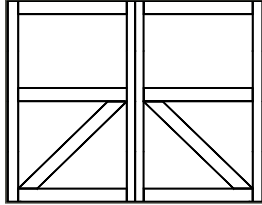
Ashburn




Bellview



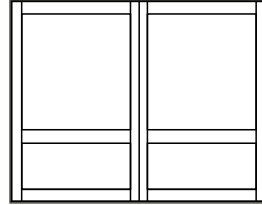
Brunswick



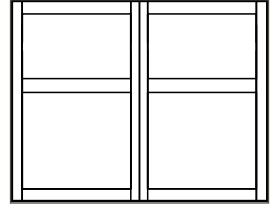
Kingston




Lexington



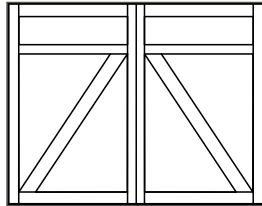
Richmond



Savannah



Somerset

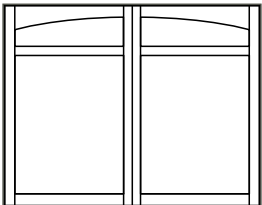


Springfield

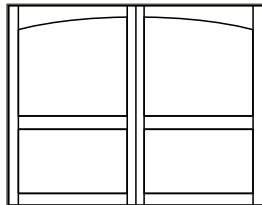


Westfield

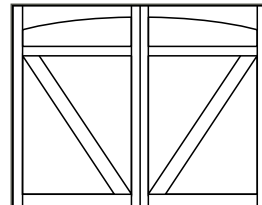
Arched Top (windows not available with arched top overlay designs)




Arlington



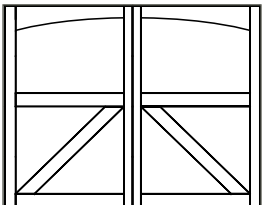
Ashburn



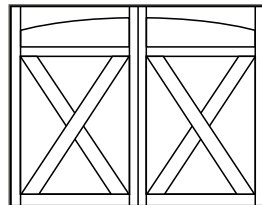
Bellview



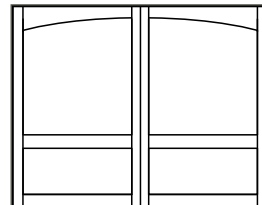
Brunswick



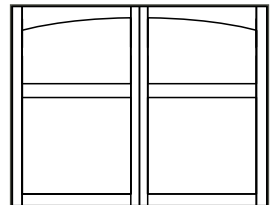
Kingston



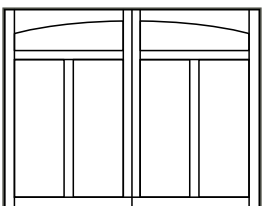
Lexington



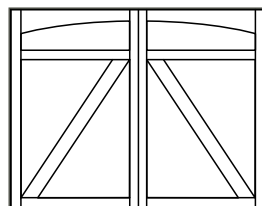
Richmond



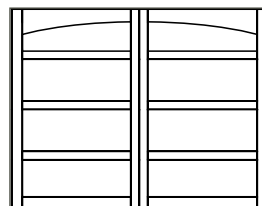
Savannah



Somerset



Springfield



Westfield

2 Choose Your Overlay Texture


DecaTrim™ II Overlay Texture Options



Smooth



Wood Grain



3 Choose Your Color

Actual colors may vary from brochure due to fluctuations in the printing process. Always request a color sample from your dealer for accurate color matching before ordering your door.

DecaTrim™ II overlays are provided in White only. For a two-toned look, choose from, Almond, Taupe, Terra Bronze, Brown or Black as shown below.



White/White



Almond/White



Taupe/White



Terra Bronze/White



Brown/White



Black/White

4 Choose Your Windows

Window patterns are shown for an 8' wide single-car door. Spacing of windows may change depending on door size. Not all windows are available in all door sizes.

Routed windows

Doors built with the Routed windows use a clean top section design where the wood overlay is routed from a wood face panel.

Only available with smooth overlay trim.



Clear Long



Stockton Arch



Stockton



Stockbridge



Somerton



Wyndbridge

Framed Insert windows

Doors with Framed Insert windows use a classic wood door design with the top section constructed from wood overlay boards.

Available for both smooth and wood grain overlays.



Clear Long



Stockton Arch



Stockton



Stockbridge



Somerton



Wyndbridge

5 Choose Your Decorative Hardware



Arrow



Spear



Fleur De Lis



See website for additional hardware options.

AFTER

BEFORE



Bellview Arched panel, Brown/White finish, Decorative hardware



Garage Door Design Center

To see this door on your home, visit wayne-dalton.com, or download our Garage Door Design Center app. Upload a photo of your home and experiment with panel designs, color options, window styles and decorative hardware designs. Instant curb appeal awaits you with just a click of your mouse.

THERMAL PERFORMANCE



Wayne Dalton participates in the DASMA Thermal Performance Verification Program. The program verifies the thermal performance of sectional garage doors. The lower the U-factor rating, the better the thermal performance.



Symbol indicates verified U-factor rating in accordance with the DASMA Thermal Performance Verification Program.

Wayne Dalton
GARAGE DOORS

DISTRIBUTED BY:

2501 S. State Hwy. 121 Bus., Ste 200
Lewisville, TX 75067

wayne-dalton.com

